

Internet Engineering Task Force (IETF)
Request for Comments: 8926
Category: Standards Track
ISSN: 2070-1721

J. Gross, Ed.
I. Ganga, Ed.
Intel
T. Sridhar, Ed.
VMware
November 2020

Geneve: Generic Network Virtualization Encapsulation

Abstract

Network virtualization involves the cooperation of devices with a wide variety of capabilities such as software and hardware tunnel endpoints, transit fabrics, and centralized control clusters. As a result of their role in tying together different elements of the system, the requirements on tunnels are influenced by all of these components. Therefore, flexibility is the most important aspect of a tunneling protocol if it is to keep pace with the evolution of technology. This document describes Geneve, an encapsulation protocol designed to recognize and accommodate these changing capabilities and needs.

Status of This Memo

This is an Internet Standards Track document.

This document is a product of the Internet Engineering Task Force (IETF). It represents the consensus of the IETF community. It has received public review and has been approved for publication by the Internet Engineering Steering Group (IESG). Further information on Internet Standards is available in Section 2 of RFC 7841.

Information about the current status of this document, any errata, and how to provide feedback on it may be obtained at <https://www.rfc-editor.org/info/rfc8926>.

Copyright Notice

Copyright (c) 2020 IETF Trust and the persons identified as the document authors. All rights reserved.

This document is subject to BCP 78 and the IETF Trust's Legal Provisions Relating to IETF Documents (<https://trustee.ietf.org/license-info>) in effect on the date of publication of this document. Please review these documents carefully, as they describe your rights and restrictions with respect to this document. Code Components extracted from this document must include Simplified BSD License text as described in Section 4.e of the Trust Legal Provisions and are provided without warranty as described in the Simplified BSD License.

Table of Contents

1. Introduction
 - 1.1. Requirements Language
 - 1.2. Terminology
2. Design Requirements
 - 2.1. Control Plane Independence
 - 2.2. Data Plane Extensibility
 - 2.2.1. Efficient Implementation
 - 2.3. Use of Standard IP Fabrics
3. Geneve Encapsulation Details
 - 3.1. Geneve Packet Format over IPv4
 - 3.2. Geneve Packet Format over IPv6
 - 3.3. UDP Header

- 3.4. Tunnel Header Fields
 - 3.5. Tunnel Options
 - 3.5.1. Options Processing
 - 4. Implementation and Deployment Considerations
 - 4.1. Applicability Statement
 - 4.2. Congestion-Control Functionality
 - 4.3. UDP Checksum
 - 4.3.1. Zero UDP Checksum Handling with IPv6
 - 4.4. Encapsulation of Geneve in IP
 - 4.4.1. IP Fragmentation
 - 4.4.2. DSCP, ECN, and TTL
 - 4.4.3. Broadcast and Multicast
 - 4.4.4. Unidirectional Tunnels
 - 4.5. Constraints on Protocol Features
 - 4.5.1. Constraints on Options
 - 4.6. NIC Offloads
 - 4.7. Inner VLAN Handling
 - 5. Transition Considerations
 - 6. Security Considerations
 - 6.1. Data Confidentiality
 - 6.1.1. Inter-Data Center Traffic
 - 6.2. Data Integrity
 - 6.3. Authentication of NVE Peers
 - 6.4. Options Interpretation by Transit Devices
 - 6.5. Multicast/Broadcast
 - 6.6. Control Plane Communications
 - 7. IANA Considerations
 - 8. References
 - 8.1. Normative References
 - 8.2. Informative References
- Acknowledgements
- Contributors
- Authors' Addresses

1. Introduction

Networking has long featured a variety of tunneling, tagging, and other encapsulation mechanisms. However, the advent of network virtualization has caused a surge of renewed interest and a corresponding increase in the introduction of new protocols. The large number of protocols in this space -- for example, ranging all the way from VLANs [IEEE.802.1Q_2018] and MPLS [RFC3031] through the more recent VXLAN (Virtual eXtensible Local Area Network) [RFC7348] and NVGRE (Network Virtualization Using Generic Routing Encapsulation) [RFC7637] -- often leads to questions about the need for new encapsulation formats and what it is about network virtualization in particular that leads to their proliferation. Note that the list of protocols presented above is non-exhaustive.

While many encapsulation protocols seek to simply partition the underlay network or bridge two domains, network virtualization views the transit network as providing connectivity between multiple components of a distributed system. In many ways, this system is similar to a chassis switch with the IP underlay network playing the role of the backplane and tunnel endpoints on the edge as line cards. When viewed in this light, the requirements placed on the tunneling protocol are significantly different in terms of the quantity of metadata necessary and the role of transit nodes.

Work such as "VL2: A Scalable and Flexible Data Center Network" [VL2] and "NVO3 Data Plane Requirements" [NVO3-DATAPLANE] have described some of the properties that the data plane must have to support network virtualization. However, one additional defining requirement is the need to carry metadata (e.g., system state) along with the packet data; example use cases of metadata are noted below. The use of some metadata is certainly not a foreign concept -- nearly all protocols used for network virtualization have at least 24 bits of identifier space as a way to partition between tenants. This is often described as overcoming the limits of 12-bit VLANs; when seen in that context or any context where it is a true tenant identifier, 16 million possible entries is a large number. However, the reality

is that the metadata is not exclusively used to identify tenants, and encoding other information quickly starts to crowd the space. In fact, when compared to the tags used to exchange metadata between line cards on a chassis switch, 24-bit identifiers start to look quite small. There are nearly endless uses for this metadata, ranging from storing input port identifiers for simple security policies to sending service-based context for advanced middlebox applications that terminate and re-encapsulate Geneve traffic.

Existing tunneling protocols have each attempted to solve different aspects of these new requirements only to be quickly rendered out of date by changing control plane implementations and advancements. Furthermore, software and hardware components and controllers all have different advantages and rates of evolution -- a fact that should be viewed as a benefit, not a liability or limitation. This document describes Geneve, a protocol that seeks to avoid these problems by providing a framework for tunneling for network virtualization rather than being prescriptive about the entire system.

1.1. Requirements Language

The key words "MUST", "MUST NOT", "REQUIRED", "SHALL", "SHALL NOT", "SHOULD", "SHOULD NOT", "RECOMMENDED", "NOT RECOMMENDED", "MAY", and "OPTIONAL" in this document are to be interpreted as described in BCP 14 [RFC2119] [RFC8174] when, and only when, they appear in all capitals, as shown here.

1.2. Terminology

The Network Virtualization over Layer 3 (NVO3) Framework [RFC7365] defines many of the concepts commonly used in network virtualization. In addition, the following terms are specifically meaningful in this document:

Checksum offload: An optimization implemented by many NICs (Network Interface Controllers) that enables computation and verification of upper-layer protocol checksums in hardware on transmit and receive, respectively. This typically includes IP and TCP/UDP checksums that would otherwise be computed by the protocol stack in software.

Clos network: A technique for composing network fabrics larger than a single switch while maintaining non-blocking bandwidth across connection points. ECMP is used to divide traffic across the multiple links and switches that constitute the fabric. Sometimes termed "leaf and spine" or "fat tree" topologies.

ECMP: Equal Cost Multipath. A routing mechanism for selecting from among multiple best next-hop paths by hashing packet headers in order to better utilize network bandwidth while avoiding reordering of packets within a flow.

Geneve: Generic Network Virtualization Encapsulation. The tunneling protocol described in this document.

LRO: Large Receive Offload. The receiver-side equivalent function of LSO, in which multiple protocol segments (primarily TCP) are coalesced into larger data units.

LSO: Large Segmentation Offload. A function provided by many commercial NICs that allows data units larger than the MTU to be passed to the NIC to improve performance, the NIC being responsible for creating smaller segments of a size less than or equal to the MTU with correct protocol headers. When referring specifically to TCP/IP, this feature is often known as TSO (TCP Segmentation Offload).

Middlebox: In the context of this document, the term "middlebox" refers to network service functions or service interposition appliances that typically implement tunnel endpoint functionality,

terminating and re-encapsulating Geneve traffic.

NIC: Network Interface Controller. Also called "Network Interface Card" or "Network Adapter". A NIC could be part of a tunnel endpoint or transit device and can either process or aid in the processing of Geneve packets.

Transit device: A forwarding element (e.g., router or switch) along the path of the tunnel making up part of the underlay network. A transit device may be capable of understanding the Geneve packet format but does not originate or terminate Geneve packets.

Tunnel endpoint: A component performing encapsulation and decapsulation of packets, such as Ethernet frames or IP datagrams, in Geneve headers. As the ultimate consumer of any tunnel metadata, tunnel endpoints have the highest level of requirements for parsing and interpreting tunnel headers. Tunnel endpoints may consist of either software or hardware implementations or a combination of the two. Tunnel endpoints are frequently a component of a Network Virtualization Edge (NVE) but may also be found in middleboxes or other elements making up an NVO3 network.

VM: Virtual Machine.

2. Design Requirements

Geneve is designed to support network virtualization use cases for data center environments. In these situations, tunnels are typically established to act as a backplane between the virtual switches residing in hypervisors, physical switches, or middleboxes or other appliances. An arbitrary IP network can be used as an underlay, although Clos networks composed using ECMP links are a common choice to provide consistent bisectional bandwidth across all connection points. Many of the concepts of network virtualization overlays over IP networks are described in the NVO3 Framework [RFC7365]. Figure 1 shows an example of a hypervisor, a top-of-rack switch for connectivity to physical servers, and a WAN uplink connected using Geneve tunnels over a simplified Clos network. These tunnels are used to encapsulate and forward frames from the attached components, such as VMs or physical links.

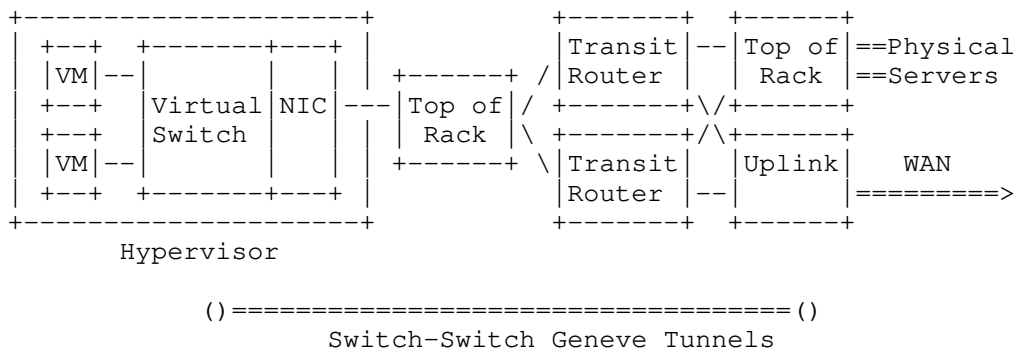


Figure 1: Sample Geneve Deployment

To support the needs of network virtualization, the tunneling protocol should be able to take advantage of the differing (and evolving) capabilities of each type of device in both the underlay and overlay networks. This results in the following requirements being placed on the data plane tunneling protocol:

- * The data plane is generic and extensible enough to support current and future control planes.
- * Tunnel components are efficiently implementable in both hardware and software without restricting capabilities to the lowest common denominator.
- * High performance over existing IP fabrics is maintained.

These requirements are described further in the following subsections.

2.1. Control Plane Independence

Although some protocols for network virtualization have included a control plane as part of the tunnel format specification (most notably, VXLAN [RFC7348] prescribed a multicast-learning-based control plane), these specifications have largely been treated as describing only the data format. The VXLAN packet format has actually seen a wide variety of control planes built on top of it.

There is a clear advantage in settling on a data format: most of the protocols are only superficially different and there is little advantage in duplicating effort. However, the same cannot be said of control planes, which are diverse in very fundamental ways. The case for standardization is also less clear given the wide variety in requirements, goals, and deployment scenarios.

As a result of this reality, Geneve is a pure tunnel format specification that is capable of fulfilling the needs of many control planes by explicitly not selecting any one of them. This simultaneously promotes a shared data format and reduces the chance of obsolescence by future control plane enhancements.

2.2. Data Plane Extensibility

Achieving the level of flexibility needed to support current and future control planes effectively requires an options infrastructure to allow new metadata types to be defined, deployed, and either finalized or retired. Options also allow for differentiation of products by encouraging independent development in each vendor's core specialty, leading to an overall faster pace of advancement. By far, the most common mechanism for implementing options is the Type-Length-Value (TLV) format.

It should be noted that, while options can be used to support non-wirespeed control packets, they are equally important in data packets as well for segregating and directing forwarding. (For instance, the examples given before regarding input-port-based security policies and terminating/re-encapsulating service interposition both require tags to be placed on data packets.) Therefore, while it would be desirable to limit the extensibility to only control packets for the purposes of simplifying the datapath, that would not satisfy the design requirements.

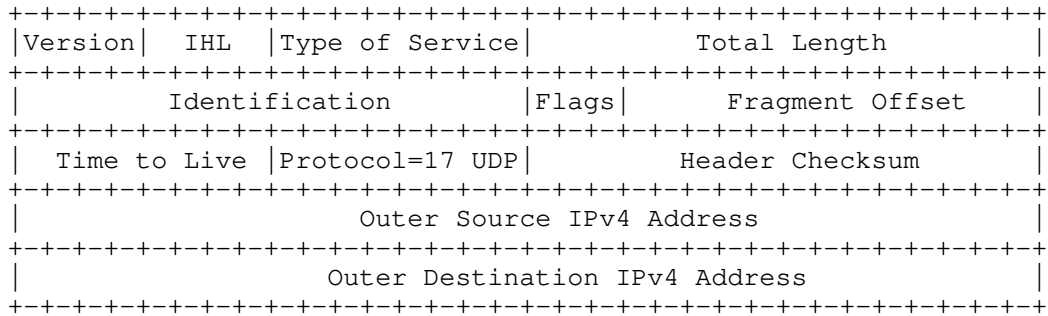
2.2.1. Efficient Implementation

There is often a conflict between software flexibility and hardware performance that is difficult to resolve. For a given set of functionality, it is obviously desirable to maximize performance. However, that does not mean new features that cannot be run at a desired speed today should be disallowed. Therefore, for a protocol to be considered efficiently implementable, it is expected to have a set of common capabilities that can be reasonably handled across platforms as well as a graceful mechanism to handle more advanced features in the appropriate situations.

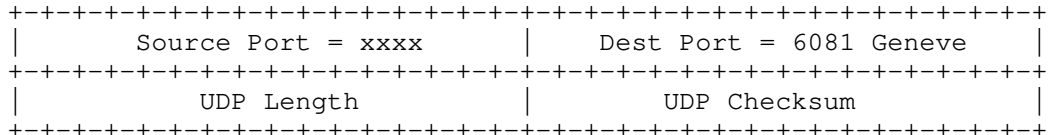
The use of a variable-length header and options in a protocol often raises questions about whether the protocol is truly efficiently implementable in hardware. To answer this question in the context of Geneve, it is important to first divide "hardware" into two categories: tunnel endpoints and transit devices.

Tunnel endpoints must be able to parse the variable-length header, including any options, and take action. Since these devices are actively participating in the protocol, they are the most affected by Geneve. However, as tunnel endpoints are the ultimate consumers of the data, transmitters can tailor their output to the capabilities of the recipient.

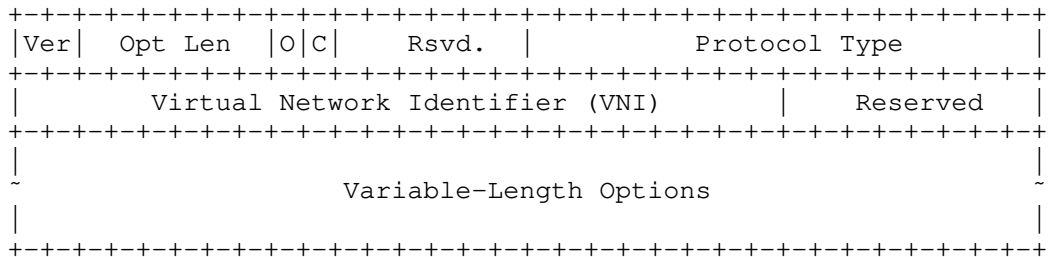
Outer IPv4 Header:



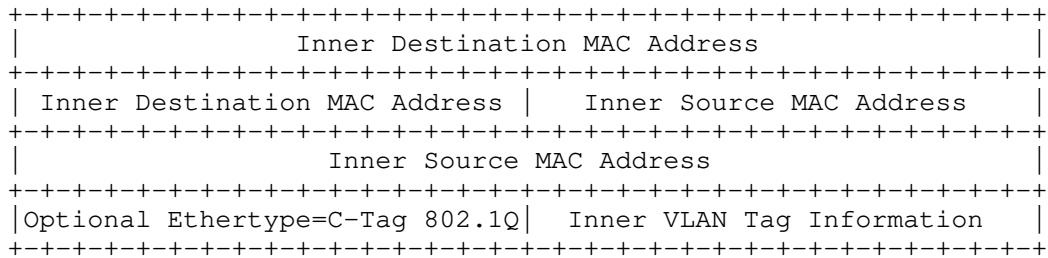
Outer UDP Header:



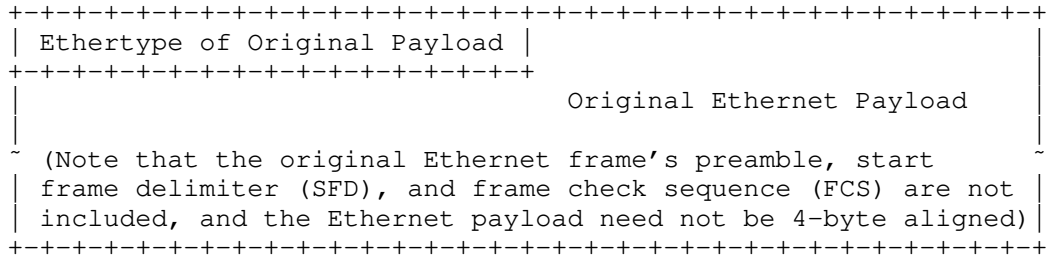
Geneve Header:



Inner Ethernet Header (example payload):



Payload:



Frame Check Sequence:

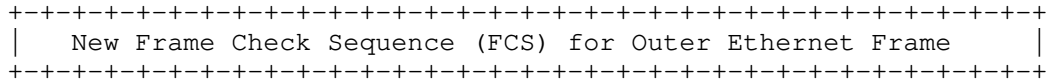
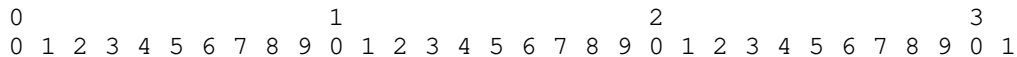
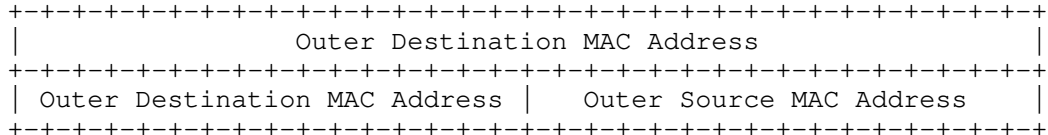


Figure 2: Geneve Packet Format over IPv4

3.2. Geneve Packet Format over IPv6



Outer Ethernet Header:



```

|                                     Outer Source MAC Address                                     |
+-----+-----+-----+-----+-----+-----+-----+-----+-----+-----+-----+-----+
|Optional Ethertype=C-Tag 802.1Q| Outer VLAN Tag Information |
+-----+-----+-----+-----+-----+-----+-----+-----+-----+-----+-----+-----+
|           Ethertype = 0x86DD IPv6           |
+-----+-----+-----+-----+-----+-----+-----+-----+-----+-----+-----+-----+

```

Outer IPv6 Header:

```

+-----+-----+-----+-----+-----+-----+-----+-----+-----+-----+-----+-----+
|Version| Traffic Class |                               Flow Label                               |
+-----+-----+-----+-----+-----+-----+-----+-----+-----+-----+-----+-----+
|                               Payload Length                               | NxtHdr=17 UDP | Hop Limit |
+-----+-----+-----+-----+-----+-----+-----+-----+-----+-----+-----+-----+
|
+
|                               Outer Source IPv6 Address                               +
+
+-----+-----+-----+-----+-----+-----+-----+-----+-----+-----+-----+-----+
|
+
|                               Outer Destination IPv6 Address                               +
+
+-----+-----+-----+-----+-----+-----+-----+-----+-----+-----+-----+-----+

```

Outer UDP Header:

```

+-----+-----+-----+-----+-----+-----+-----+-----+-----+-----+-----+-----+
|           Source Port = xxxx           |           Dest Port = 6081 Geneve           |
+-----+-----+-----+-----+-----+-----+-----+-----+-----+-----+-----+-----+
|           UDP Length           |           UDP Checksum           |
+-----+-----+-----+-----+-----+-----+-----+-----+-----+-----+-----+-----+

```

Geneve Header:

```

+-----+-----+-----+-----+-----+-----+-----+-----+-----+-----+-----+-----+
|Ver| Opt Len |O|C| Rsvd. |           Protocol Type           |
+-----+-----+-----+-----+-----+-----+-----+-----+-----+-----+-----+-----+
|           Virtual Network Identifier (VNI)           |           Reserved           |
+-----+-----+-----+-----+-----+-----+-----+-----+-----+-----+-----+-----+
|
~
|                               Variable-Length Options                               |
~
+-----+-----+-----+-----+-----+-----+-----+-----+-----+-----+-----+-----+

```

Inner Ethernet Header (example payload):

```

+-----+-----+-----+-----+-----+-----+-----+-----+-----+-----+-----+-----+
|                                     Inner Destination MAC Address                                     |
+-----+-----+-----+-----+-----+-----+-----+-----+-----+-----+-----+-----+
| Inner Destination MAC Address | Inner Source MAC Address |
+-----+-----+-----+-----+-----+-----+-----+-----+-----+-----+-----+-----+
|                                     Inner Source MAC Address                                     |
+-----+-----+-----+-----+-----+-----+-----+-----+-----+-----+-----+-----+
|Optional Ethertype=C-Tag 802.1Q| Inner VLAN Tag Information |
+-----+-----+-----+-----+-----+-----+-----+-----+-----+-----+-----+-----+

```

Payload:

```

+-----+-----+-----+-----+-----+-----+-----+-----+-----+-----+-----+-----+
| Ethertype of Original Payload |
+-----+-----+-----+-----+-----+-----+-----+-----+-----+-----+-----+-----+
|
|                               Original Ethernet Payload                               |
|
~
| (Note that the original Ethernet frame's preamble, start
| frame delimiter (SFD), and frame check sequence (FCS) are not
| included, and the Ethernet payload need not be 4-byte aligned)
|
+-----+-----+-----+-----+-----+-----+-----+-----+-----+-----+-----+-----+

```

Frame Check Sequence:

Opt Len (6 bits): The length of the option fields, expressed in 4-byte multiples, not including the 8-byte fixed tunnel header. This results in a minimum total Geneve header size of 8 bytes and a maximum of 260 bytes. The start of the payload headers can be found using this offset from the end of the base Geneve header.

Transit devices MUST maintain consistent forwarding behavior irrespective of the value of 'Opt Len', including ECMP link selection.

O (1 bit): Control packet. This packet contains a control message. Control messages are sent between tunnel endpoints. Tunnel endpoints MUST NOT forward the payload, and transit devices MUST NOT attempt to interpret it. Since control messages are less frequent, it is RECOMMENDED that tunnel endpoints direct these packets to a high-priority control queue (for example, to direct the packet to a general purpose CPU from a forwarding Application-Specific Integrated Circuit (ASIC) or to separate out control traffic on a NIC). Transit devices MUST NOT alter forwarding behavior on the basis of this bit, such as ECMP link selection.

C (1 bit): Critical options present. One or more options has the critical bit set (see Section 3.5). If this bit is set, then tunnel endpoints MUST parse the options list to interpret any critical options. On tunnel endpoints where option parsing is not supported, the packet MUST be dropped on the basis of the 'C' bit in the base header. If the bit is not set, tunnel endpoints MAY strip all options using 'Opt Len' and forward the decapsulated packet. Transit devices MUST NOT drop packets on the basis of this bit.

Rsvd. (6 bits): Reserved field, which MUST be zero on transmission and MUST be ignored on receipt.

Protocol Type (16 bits): The type of protocol data unit appearing after the Geneve header. This follows the Ethertype [ETYPES] convention, with Ethernet itself being represented by the value 0x6558.

Virtual Network Identifier (VNI) (24 bits): An identifier for a unique element of a virtual network. In many situations, this may represent an L2 segment; however, the control plane defines the forwarding semantics of decapsulated packets. The VNI MAY be used as part of ECMP forwarding decisions or MAY be used as a mechanism to distinguish between overlapping address spaces contained in the encapsulated packet when load balancing across CPUs.

Reserved (8 bits): Reserved field, which MUST be zero on transmission and ignored on receipt.

3.5. Tunnel Options

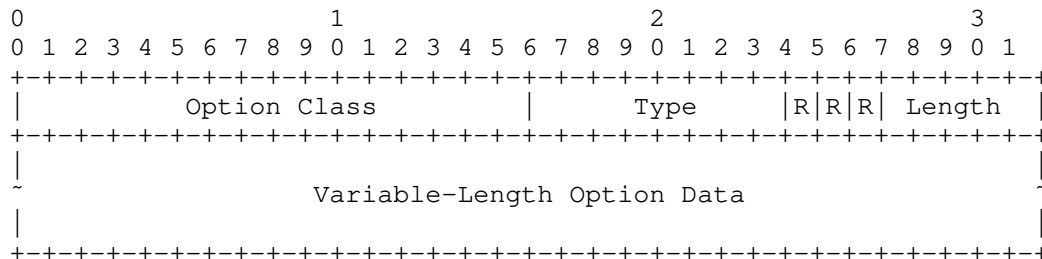


Figure 4: Geneve Option

The base Geneve header is followed by zero or more options in Type-Length-Value format. Each option consists of a 4-byte option header and a variable amount of option data interpreted according to the type.

Option Class (16 bits): Namespace for the 'Type' field. IANA has

created a "Geneve Option Class" registry to allocate identifiers for organizations, technologies, and vendors that have an interest in creating types for options. Each organization may allocate types independently to allow experimentation and rapid innovation. It is expected that, over time, certain options will become well known, and a given implementation may use option types from a variety of sources. In addition, IANA has reserved specific ranges for allocation by IETF Review and for Experimental Use (see Section 7).

Type (8 bits): Type indicating the format of the data contained in this option. Options are primarily designed to encourage future extensibility and innovation, and standardized forms of these options will be defined in separate documents.

The high-order bit of the option type indicates that this is a critical option. If the receiving tunnel endpoint does not recognize the option and this bit is set, then the packet MUST be dropped. If this bit is set in any option, then the 'C' bit in the Geneve base header MUST also be set. Transit devices MUST NOT drop packets on the basis of this bit. The following figure shows the location of the 'C' bit in the 'Type' field:

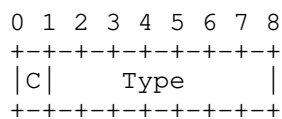


Figure 5: 'C' Bit in the 'Type' Field

The requirement to drop a packet with an unknown option with the 'C' bit set applies to the entire tunnel endpoint system and not a particular component of the implementation. For example, in a system comprised of a forwarding ASIC and a general purpose CPU, this does not mean that the packet must be dropped in the ASIC. An implementation may send the packet to the CPU using a rate-limited control channel for slow-path exception handling.

R (3 bits): Option control flags reserved for future use. These bits MUST be zero on transmission and MUST be ignored on receipt.

Length (5 bits): Length of the option, expressed in 4-byte multiples, excluding the option header. The total length of each option may be between 4 and 128 bytes. A value of 0 in the 'Length' field implies an option with only an option header and no option data. Packets in which the total length of all options is not equal to the 'Opt Len' in the base header are invalid and MUST be silently dropped if received by a tunnel endpoint that processes the options.

Variable-Length Option Data: Option data interpreted according to 'Type'.

3.5.1. Options Processing

Geneve options are intended to be originated and processed by tunnel endpoints. However, options MAY be interpreted by transit devices along the tunnel path. Transit devices not interpreting Geneve headers (which may or may not include options) MUST handle Geneve packets as any other UDP packet and maintain consistent forwarding behavior.

In tunnel endpoints, the generation and interpretation of options is determined by the control plane, which is beyond the scope of this document. However, to ensure interoperability between heterogeneous devices, some requirements are imposed on options and the devices that process them:

- * Receiving tunnel endpoints MUST drop packets containing unknown options with the 'C' bit set in the option type. Conversely, transit devices MUST NOT drop packets as a result of encountering

unknown options, including those with the 'C' bit set.

- * The contents of the options and their ordering MUST NOT be modified by transit devices.
- * If a tunnel endpoint receives a Geneve packet with an 'Opt Len' (the total length of all options) that exceeds the options-processing capability of the tunnel endpoint, then the tunnel endpoint MUST drop such packets. An implementation may raise an exception to the control plane in such an event. It is the responsibility of the control plane to ensure the communicating peer tunnel endpoints have the processing capability to handle the total length of options. The definition of the control plane is beyond the scope of this document.

When designing a Geneve option, it is important to consider how the option will evolve in the future. Once an option is defined, it is reasonable to expect that implementations may come to depend on a specific behavior. As a result, the scope of any future changes must be carefully described upfront.

Architecturally, options are intended to be self descriptive and independent. This enables parallelism in options processing and reduces implementation complexity. However, the control plane may impose certain ordering restrictions, as described in Section 4.5.1.

Unexpectedly significant interoperability issues may result from changing the length of an option that was defined to be a certain size. A particular option is specified to have either a fixed length, which is constant, or a variable length, which may change over time or for different use cases. This property is part of the definition of the option and is conveyed by the 'Type'. For fixed-length options, some implementations may choose to ignore the 'Length' field in the option header and instead parse based on the well-known length associated with the type. In this case, redefining the length will impact not only the parsing of the option in question but also any options that follow. Therefore, options that are defined to be a fixed length in size MUST NOT be redefined to a different length. Instead, a new 'Type' should be allocated. Actual definition of the option type is beyond the scope of this document. The option type and its interpretation should be defined by the entity that owns the option class.

Options may be processed by NIC hardware utilizing offloads (e.g., LSO and LRO) as described in Section 4.6. Careful consideration should be given to how the offload capabilities outlined in Section 4.6 impact an option's design.

4. Implementation and Deployment Considerations

4.1. Applicability Statement

Geneve is a UDP-based network virtualization overlay encapsulation protocol designed to establish tunnels between NVEs over an existing IP network. It is intended for use in public or private data center environments, for deploying multi-tenant overlay networks over an existing IP underlay network.

As a UDP-based protocol, Geneve adheres to the UDP usage guidelines as specified in [RFC8085]. The applicability of these guidelines is dependent on the underlay IP network and the nature of the Geneve payload protocol (for example, TCP/IP, IP/Ethernet).

Geneve is intended to be deployed in a data center network environment operated by a single operator or an adjacent set of cooperating network operators that fits with the definition of controlled environments in [RFC8085]. A network in a controlled environment can be managed to operate under certain conditions, whereas in the general Internet, this cannot be done. Hence, requirements for a tunneling protocol operating under a controlled environment can be less restrictive than the requirements of the

general Internet.

For the purpose of this document, a traffic-managed controlled environment (TMCE) is defined as an IP network that is traffic engineered and/or otherwise managed (e.g., via use of traffic rate limiters) to avoid congestion. The concept of a TMCE is outlined in [RFC8086]. Significant portions of the text in Section 4.1 through Section 4.3 are based on [RFC8086] as applicable to Geneve.

It is the responsibility of the operator to ensure that the guidelines/requirements in this section are followed as applicable to their Geneve deployment(s).

4.2. Congestion-Control Functionality

Geneve does not natively provide congestion-control functionality and relies on the payload protocol traffic for congestion control. As such, Geneve MUST be used with congestion-controlled traffic or within a TMCE to avoid congestion. An operator of a TMCE may avoid congestion through careful provisioning of their networks, rate-limiting user data traffic, and managing traffic engineering according to path capacity.

4.3. UDP Checksum

The outer UDP checksum SHOULD be used with Geneve when transported over IPv4; this is to provide integrity for the Geneve headers, options, and payload in case of data corruption (for example, to avoid misdelivery of the payload to different tenant systems). The UDP checksum provides a statistical guarantee that a payload was not corrupted in transit. These integrity checks are not strong from a coding or cryptographic perspective and are not designed to detect physical-layer errors or malicious modification of the datagram (see Section 3.4 of [RFC8085]). In deployments where such a risk exists, an operator SHOULD use additional data integrity mechanisms such as those offered by IPsec (see Section 6.2).

An operator MAY choose to disable UDP checksums and use zero UDP checksum if Geneve packet integrity is provided by other data integrity mechanisms, such as IPsec or additional checksums, or if one of the conditions (a, b, or c) in Section 4.3.1 is met.

By default, UDP checksums MUST be used when Geneve is transported over IPv6. A tunnel endpoint MAY be configured for use with zero UDP checksum if additional requirements in Section 4.3.1 are met.

4.3.1. Zero UDP Checksum Handling with IPv6

When Geneve is used over IPv6, the UDP checksum is used to protect IPv6 headers, UDP headers, and Geneve headers, options, and payload from potential data corruption. As such, by default, Geneve MUST use UDP checksums when transported over IPv6. An operator MAY choose to configure zero UDP checksum if operating in a TMCE as stated in Section 4.1 if one of the following conditions is met.

- a. It is known that packet corruption is exceptionally unlikely (perhaps based on knowledge of equipment types in their underlay network) and the operator is willing to risk undetected packet corruption.
- b. It is judged through observational measurements (perhaps through historic or current traffic flows that use non-zero checksum) that the level of packet corruption is tolerably low and is where the operator is willing to risk undetected corruption.
- c. The Geneve payload is carrying applications that are tolerant of misdelivered or corrupted packets (perhaps through higher-layer checksum validation and/or reliability through retransmission).

In addition, Geneve tunnel implementations using zero UDP checksum MUST meet the following requirements:

1. Use of UDP checksum over IPv6 MUST be the default configuration for all Geneve tunnels.
2. If Geneve is used with zero UDP checksum over IPv6, then such a tunnel endpoint implementation MUST meet all the requirements specified in Section 4 of [RFC6936] and requirement 1 as specified in Section 5 of [RFC6936] since it is relevant to Geneve.
3. The Geneve tunnel endpoint that decapsulates the tunnel SHOULD check that the source and destination IPv6 addresses are valid for the Geneve tunnel that is configured to receive zero UDP checksum and discard other packets for which such a check fails.
4. The Geneve tunnel endpoint that encapsulates the tunnel MAY use different IPv6 source addresses for each Geneve tunnel that uses zero UDP checksum mode in order to strengthen the decapsulator's check of the IPv6 source address (i.e., the same IPv6 source address is not to be used with more than one IPv6 destination address, irrespective of whether that destination address is a unicast or multicast address). When this is not possible, it is RECOMMENDED to use each source address for as few Geneve tunnels that use zero UDP checksum as is feasible.

Note that for requirements 3 and 4, the receiving tunnel endpoint can apply these checks only if it has out-of-band knowledge that the encapsulating tunnel endpoint is applying the indicated behavior. One possibility to obtain this out-of-band knowledge is through signaling by the control plane. The definition of the control plane is beyond the scope of this document.

5. Measures SHOULD be taken to prevent Geneve traffic over IPv6 with zero UDP checksum from escaping into the general Internet. Examples of such measures include employing packet filters at the gateways or edge of the Geneve network and/or keeping logical or physical separation of the Geneve network from networks carrying general Internet traffic.

The above requirements do not change the requirements specified in either [RFC8200] or [RFC6936].

The use of the source IPv6 address in addition to the destination IPv6 address, plus the recommendation against reuse of source IPv6 addresses among Geneve tunnels, collectively provide some mitigation for the absence of UDP checksum coverage of the IPv6 header. A traffic-managed controlled environment that satisfies at least one of the three conditions listed at the beginning of this section provides additional assurance.

4.4. Encapsulation of Geneve in IP

As an IP-based tunneling protocol, Geneve shares many properties and techniques with existing protocols. The application of some of these are described in further detail, although, in general, most concepts applicable to the IP layer or to IP tunnels generally also function in the context of Geneve.

4.4.1. IP Fragmentation

It is RECOMMENDED that Path MTU Discovery (see [RFC1191] and [RFC8201]) be used to prevent or minimize fragmentation. The use of Path MTU Discovery on the transit network provides the encapsulating tunnel endpoint with soft-state information about the link that it may use to prevent or minimize fragmentation depending on its role in the virtualized network. The NVE can maintain this state (the MTU size of the tunnel link(s) associated with the tunnel endpoint), so if a tenant system sends large packets that, when encapsulated, exceed the MTU size of the tunnel link, the tunnel endpoint can discard such packets and send exception messages to the tenant system(s). If the tunnel endpoint is associated with a routing or

forwarding function and/or has the capability to send ICMP messages, the encapsulating tunnel endpoint MAY send ICMP fragmentation needed [RFC0792] or Packet Too Big [RFC4443] messages to the tenant system(s). When determining the MTU size of a tunnel link, the maximum length of options MUST be assumed as options may vary on a per-packet basis. Recommendations and guidance for handling fragmentation in similar overlay encapsulation services like Pseudowire Emulation Edge-to-Edge (PWE3) are provided in Section 5.3 of [RFC3985].

Note that some implementations may not be capable of supporting fragmentation or other less common features of the IP header, such as options and extension headers. Some of the issues associated with MTU size and fragmentation in IP tunneling and use of ICMP messages are outlined in Section 4.2 of [INTAREA-TUNNELS].

4.4.2. DSCP, ECN, and TTL

When encapsulating IP (including over Ethernet) packets in Geneve, there are several considerations for propagating Differentiated Services Code Point (DSCP) and Explicit Congestion Notification (ECN) bits from the inner header to the tunnel on transmission and the reverse on reception.

[RFC2983] provides guidance for mapping DSCP between inner and outer IP headers. Network virtualization is typically more closely aligned with the Pipe model described, where the DSCP value on the tunnel header is set based on a policy (which may be a fixed value, one based on the inner traffic class or some other mechanism for grouping traffic). Aspects of the Uniform model (which treats the inner and outer DSCP values as a single field by copying on ingress and egress) may also apply, such as the ability to re-mark the inner header on tunnel egress based on transit marking. However, the Uniform model is not conceptually consistent with network virtualization, which seeks to provide strong isolation between encapsulated traffic and the physical network.

[RFC6040] describes the mechanism for exposing ECN capabilities on IP tunnels and propagating congestion markers to the inner packets. This behavior MUST be followed for IP packets encapsulated in Geneve.

Though either the Uniform or Pipe models could be used for handling TTL (or Hop Limit in case of IPv6) when tunneling IP packets, the Pipe model is more consistent with network virtualization. [RFC2003] provides guidance on handling TTL between inner IP header and outer IP tunnels; this model is similar to the Pipe model and is RECOMMENDED for use with Geneve for network virtualization applications.

4.4.3. Broadcast and Multicast

Geneve tunnels may either be point-to-point unicast between two tunnel endpoints or utilize broadcast or multicast addressing. It is not required that inner and outer addressing match in this respect. For example, in physical networks that do not support multicast, encapsulated multicast traffic may be replicated into multiple unicast tunnels or forwarded by policy to a unicast location (possibly to be replicated there).

With physical networks that do support multicast, it may be desirable to use this capability to take advantage of hardware replication for encapsulated packets. In this case, multicast addresses may be allocated in the physical network corresponding to tenants, encapsulated multicast groups, or some other factor. The allocation of these groups is a component of the control plane and, therefore, is beyond the scope of this document.

When physical multicast is in use, devices with heterogeneous capabilities may be present in the same group. Some options may only be interpretable by a subset of the devices in the group. Other devices can safely ignore such options unless the 'C' bit is set to

mark the unknown option as critical. The requirements outlined in Section 3.4 apply for critical options.

In addition, [RFC8293] provides examples of various mechanisms that can be used for multicast handling in network virtualization overlay networks.

4.4.4. Unidirectional Tunnels

Generally speaking, a Geneve tunnel is a unidirectional concept. IP is not a connection-oriented protocol, and it is possible for two tunnel endpoints to communicate with each other using different paths or to have one side not transmit anything at all. As Geneve is an IP-based protocol, the tunnel layer inherits these same characteristics.

It is possible for a tunnel to encapsulate a protocol, such as TCP, that is connection oriented and maintains session state at that layer. In addition, implementations MAY model Geneve tunnels as connected, bidirectional links, for example, to provide the abstraction of a virtual port. In both of these cases, bidirectionality of the tunnel is handled at a higher layer and does not affect the operation of Geneve itself.

4.5. Constraints on Protocol Features

Geneve is intended to be flexible for use with a wide range of current and future applications. As a result, certain constraints may be placed on the use of metadata or other aspects of the protocol in order to optimize for a particular use case. For example, some applications may limit the types of options that are supported or enforce a maximum number or length of options. Other applications may only handle certain encapsulated payload types, such as Ethernet or IP. These optimizations can be implemented either globally (throughout the system) or locally (for example, restricted to certain classes of devices or network paths).

These constraints may be communicated to tunnel endpoints either explicitly through a control plane or implicitly by the nature of the application. As Geneve is defined as a data plane protocol that is control plane agnostic, definition of such mechanisms is beyond the scope of this document.

4.5.1. Constraints on Options

While Geneve options are flexible, a control plane may restrict the number of option TLVs as well as the order and size of the TLVs between tunnel endpoints to make it simpler for a data plane implementation in software or hardware to handle (see [NVO3-ENCAP]). For example, there may be some critical information, such as a secure hash, that must be processed in a certain order to provide the lowest latency, or there may be other scenarios where the options must be processed in a given order due to protocol semantics.

A control plane may negotiate a subset of option TLVs and certain TLV ordering; it may also limit the total number of option TLVs present in the packet, for example, to accommodate hardware capable of processing fewer options. Hence, a control plane needs to have the ability to describe the supported TLV subset and its ordering to the tunnel endpoints. In the absence of a control plane, alternative configuration mechanisms may be used for this purpose. Such mechanisms are beyond the scope of this document.

4.6. NIC Offloads

Modern NICs currently provide a variety of offloads to enable the efficient processing of packets. The implementation of many of these offloads requires only that the encapsulated packet be easily parsed (for example, checksum offload). However, optimizations such as LSO and LRO involve some processing of the options themselves since they must be replicated/merged across multiple packets. In these

situations, it is desirable not to require changes to the offload logic to handle the introduction of new options. To enable this, some constraints are placed on the definitions of options to allow for simple processing rules:

- * When performing LSO, a NIC MUST replicate the entire Geneve header and all options, including those unknown to the device, onto each resulting segment unless an option allows an exception. Conversely, when performing LRO, a NIC may assume that a binary comparison of the options (including unknown options) is sufficient to ensure equality and MAY merge packets with equal Geneve headers.
- * Options MUST NOT be reordered during the course of offload processing, including when merging packets for the purpose of LRO.
- * NICs performing offloads MUST NOT drop packets with unknown options, including those marked as critical, unless explicitly configured to do so.

There is no requirement that a given implementation of Geneve employ the offloads listed as examples above. However, as these offloads are currently widely deployed in commercially available NICs, the rules described here are intended to enable efficient handling of current and future options across a variety of devices.

4.7. Inner VLAN Handling

Geneve is capable of encapsulating a wide range of protocols; therefore, a given implementation is likely to support only a small subset of the possibilities. However, as Ethernet is expected to be widely deployed, it is useful to describe the behavior of VLANs inside encapsulated Ethernet frames.

As with any protocol, support for inner VLAN headers is OPTIONAL. In many cases, the use of encapsulated VLANs may be disallowed due to security or implementation considerations. However, in other cases, the trunking of VLAN frames across a Geneve tunnel can prove useful. As a result, the processing of inner VLAN tags upon ingress or egress from a tunnel endpoint is based upon the configuration of the tunnel endpoint and/or control plane and is not explicitly defined as part of the data format.

5. Transition Considerations

Viewed exclusively from the data plane, Geneve is compatible with existing IP networks as it appears to most devices as UDP packets. However, as there are already a number of tunneling protocols deployed in network virtualization environments, there is a practical question of transition and coexistence.

Since Geneve builds on the base data plane functionality provided by the most common protocols used for network virtualization (VXLAN and NVGRE), it should be straightforward to port an existing control plane to run on top of it with minimal effort. With both the old and new packet formats supporting the same set of capabilities, there is no need for a hard transition; tunnel endpoints directly communicating with each other can use any common protocol, which may be different even within a single overall system. As transit devices are primarily forwarding packets on the basis of the IP header, all protocols appear to be similar, and these devices do not introduce additional interoperability concerns.

To assist with this transition, it is strongly suggested that implementations support simultaneous operation of both Geneve and existing tunneling protocols, as it is expected to be common for a single node to communicate with a mixture of other nodes. Eventually, older protocols may be phased out as they are no longer in use.

6. Security Considerations

As it is encapsulated within a UDP/IP packet, Geneve does not have any inherent security mechanisms. As a result, an attacker with access to the underlay network transporting the IP packets has the ability to snoop on, alter, or inject packets. Compromised tunnel endpoints or transit devices may also spoof identifiers in the tunnel header to gain access to networks owned by other tenants.

Within a particular security domain, such as a data center operated by a single service provider, the most common and highest-performing security mechanism is isolation of trusted components. Tunnel traffic can be carried over a separate VLAN and filtered at any untrusted boundaries.

When crossing an untrusted link, such as the general Internet, VPN technologies such as IPsec [RFC4301] should be used to provide authentication and/or encryption of the IP packets formed as part of Geneve encapsulation (see Section 6.1.1).

Geneve does not otherwise affect the security of the encapsulated packets. As per the guidelines of BCP 72 [RFC3552], the following sections describe potential security risks that may be applicable to Geneve deployments and approaches to mitigate such risks. It is also noted that not all such risks are applicable to all Geneve deployment scenarios, i.e., only a subset may be applicable to certain deployments. An operator has to make an assessment based on their network environment, determine the risks that are applicable to their specific environment, and use appropriate mitigation approaches as applicable.

6.1. Data Confidentiality

Geneve is a network virtualization overlay encapsulation protocol designed to establish tunnels between NVEs over an existing IP network. It can be used to deploy multi-tenant overlay networks over an existing IP underlay network in a public or private data center. The overlay service is typically provided by a service provider, such as a cloud service provider or a private data center operator. This may or not may be the same provider as an underlay service provider. Due to the nature of multi-tenancy in such environments, a tenant system may expect data confidentiality to ensure its packet data is not tampered with (i.e., active attack) in transit or is a target of unauthorized monitoring (i.e., passive attack), for example, by other tenant systems or underlay service provider. A compromised network node or a transit device within a data center may passively monitor Geneve packet data between NVEs or route traffic for further inspection. A tenant may expect the overlay service provider to provide data confidentiality as part of the service, or a tenant may bring its own data confidentiality mechanisms like IPsec or TLS to protect the data end to end between its tenant systems. The overlay provider is expected to provide cryptographic protection in cases where the underlay provider is not the same as the overlay provider to ensure the payload is not exposed to the underlay.

If an operator determines data confidentiality is necessary in their environment based on their risk analysis -- for example, in multi-tenant environments -- then an encryption mechanism SHOULD be used to encrypt the tenant data end to end between the NVEs. The NVEs may use existing well-established encryption mechanisms, such as IPsec, DTLS, etc.

6.1.1. Inter-Data Center Traffic

A tenant system in a customer premises (private data center) may want to connect to tenant systems on their tenant overlay network in a public cloud data center, or a tenant may want to have its tenant systems located in multiple geographically separated data centers for high availability. Geneve data traffic between tenant systems across such separated networks should be protected from threats when traversing public networks. Any Geneve overlay data leaving the data center network beyond the operator's security domain SHOULD be

secured by encryption mechanisms, such as IPsec or other VPN technologies, to protect the communications between the NVEs when they are geographically separated over untrusted network links. Specification of data protection mechanisms employed between data centers is beyond the scope of this document.

The principles described in Section 4 regarding controlled environments still apply to the geographically separated data center usage outlined in this section.

6.2. Data Integrity

Geneve encapsulation is used between NVEs to establish overlay tunnels over an existing IP underlay network. In a multi-tenant data center, a rogue or compromised tenant system may try to launch a passive attack, such as monitoring the traffic of other tenants, or an active attack, such as trying to inject unauthorized Geneve encapsulated traffic such as spoofing, replay, etc., into the network. To prevent such attacks, an NVE MUST NOT propagate Geneve packets beyond the NVE to tenant systems and SHOULD employ packet-filtering mechanisms so as not to forward unauthorized traffic between tenant systems in different tenant networks. An NVE MUST NOT interpret Geneve packets from tenant systems other than as frames to be encapsulated.

A compromised network node or a transit device within a data center may launch an active attack trying to tamper with the Geneve packet data between NVEs. Malicious tampering of Geneve header fields may cause the packet from one tenant to be forwarded to a different tenant network. If an operator determines there is a possibility of such a threat in their environment, the operator may choose to employ data integrity mechanisms between NVEs. In order to prevent such risks, a data integrity mechanism SHOULD be used in such environments to protect the integrity of Geneve packets, including packet headers, options, and payload on communications between NVE pairs. A cryptographic data protection mechanism, such as IPsec, may be used to provide data integrity protection. A data center operator may choose to deploy any other data integrity mechanisms as applicable and supported in their underlay networks, although non-cryptographic mechanisms may not protect the Geneve portion of the packet from tampering.

6.3. Authentication of NVE Peers

A rogue network device or a compromised NVE in a data center environment might be able to spoof Geneve packets as if it came from a legitimate NVE. In order to mitigate such a risk, an operator SHOULD use an authentication mechanism, such as IPsec, to ensure that the Geneve packet originated from the intended NVE peer in environments where the operator determines spoofing or rogue devices are potential threats. Other simpler source checks, such as ingress filtering for VLAN/MAC/IP addresses, reverse path forwarding checks, etc., may be used in certain trusted environments to ensure Geneve packets originated from the intended NVE peer.

6.4. Options Interpretation by Transit Devices

Options, if present in the packet, are generated and terminated by tunnel endpoints. As indicated in Section 2.2.1, transit devices may interpret the options. However, if the packet is protected by encryption from tunnel endpoint to tunnel endpoint (for example, through IPsec), transit devices will not have visibility into the Geneve header or options in the packet. In such cases, transit devices MUST handle Geneve packets as any other IP packet and maintain consistent forwarding behavior. In cases where options are interpreted by transit devices, the operator MUST ensure that transit devices are trusted and not compromised. The definition of a mechanism to ensure this trust is beyond the scope of this document.

6.5. Multicast/Broadcast

In typical data center networks where IP multicasting is not supported in the underlay network, multicasting may be supported using multiple unicast tunnels. The same security requirements as described in the above sections can be used to protect Geneve communications between NVE peers. If IP multicasting is supported in the underlay network and the operator chooses to use it for multicast traffic among tunnel endpoints, then the operator in such environments may use data protection mechanisms, such as IPsec with multicast extensions [RFC5374], to protect multicast traffic among Geneve NVE groups.

6.6. Control Plane Communications

A Network Virtualization Authority (NVA) as outlined in [RFC8014] may be used as a control plane for configuring and managing the Geneve NVEs. The data center operator is expected to use security mechanisms to protect the communications between the NVA and NVEs and to use authentication mechanisms to detect any rogue or compromised NVEs within their administrative domain. Data protection mechanisms for control plane communication or authentication mechanisms between the NVA and NVEs are beyond the scope of this document.

7. IANA Considerations

IANA has allocated UDP port 6081 in the "Service Name and Transport Protocol Port Number Registry" [IANA-SN] as the well-known destination port for Geneve:

```
Service Name: geneve
Transport Protocol(s): UDP
Assignee: IESG <iesg@ietf.org>
Contact: IETF Chair <chair@ietf.org>
Description: Generic Network Virtualization Encapsulation (Geneve)
Reference: [RFC8926]
Port Number: 6081
```

In addition, IANA has created a new subregistry titled "Geneve Option Class" for option classes. This registry has been placed under a new "Network Virtualization Overlay (NVO3)" heading in the IANA protocol registries [IANA-PR]. The "Geneve Option Class" registry consists of 16-bit hexadecimal values along with descriptive strings, assignee/contact information, and references. The registration rules for the new registry are (as defined by [RFC8126]):

Range	Registration Procedures
0x0000-0x00FF	IETF Review
0x0100-0xFEFF	First Come First Served
0xFF00-0xFFFF	Experimental Use

Table 1: Geneve Option Class Registry Ranges

8. References

8.1. Normative References

- [RFC0768] Postel, J., "User Datagram Protocol", STD 6, RFC 768, DOI 10.17487/RFC0768, August 1980, <<https://www.rfc-editor.org/info/rfc768>>.
- [RFC0792] Postel, J., "Internet Control Message Protocol", STD 5, RFC 792, DOI 10.17487/RFC0792, September 1981, <<https://www.rfc-editor.org/info/rfc792>>.
- [RFC1122] Braden, R., Ed., "Requirements for Internet Hosts - Communication Layers", STD 3, RFC 1122,

DOI 10.17487/RFC1122, October 1989,
<<https://www.rfc-editor.org/info/rfc1122>>.

- [RFC1191] Mogul, J. and S. Deering, "Path MTU discovery", RFC 1191, DOI 10.17487/RFC1191, November 1990, <<https://www.rfc-editor.org/info/rfc1191>>.
- [RFC2003] Perkins, C., "IP Encapsulation within IP", RFC 2003, DOI 10.17487/RFC2003, October 1996, <<https://www.rfc-editor.org/info/rfc2003>>.
- [RFC2119] Bradner, S., "Key words for use in RFCs to Indicate Requirement Levels", BCP 14, RFC 2119, DOI 10.17487/RFC2119, March 1997, <<https://www.rfc-editor.org/info/rfc2119>>.
- [RFC4443] Conta, A., Deering, S., and M. Gupta, Ed., "Internet Control Message Protocol (ICMPv6) for the Internet Protocol Version 6 (IPv6) Specification", STD 89, RFC 4443, DOI 10.17487/RFC4443, March 2006, <<https://www.rfc-editor.org/info/rfc4443>>.
- [RFC6040] Briscoe, B., "Tunnelling of Explicit Congestion Notification", RFC 6040, DOI 10.17487/RFC6040, November 2010, <<https://www.rfc-editor.org/info/rfc6040>>.
- [RFC6936] Fairhurst, G. and M. Westerlund, "Applicability Statement for the Use of IPv6 UDP Datagrams with Zero Checksums", RFC 6936, DOI 10.17487/RFC6936, April 2013, <<https://www.rfc-editor.org/info/rfc6936>>.
- [RFC7365] Lasserre, M., Balus, F., Morin, T., Bitar, N., and Y. Rekhter, "Framework for Data Center (DC) Network Virtualization", RFC 7365, DOI 10.17487/RFC7365, October 2014, <<https://www.rfc-editor.org/info/rfc7365>>.
- [RFC8085] Eggert, L., Fairhurst, G., and G. Shepherd, "UDP Usage Guidelines", BCP 145, RFC 8085, DOI 10.17487/RFC8085, March 2017, <<https://www.rfc-editor.org/info/rfc8085>>.
- [RFC8126] Cotton, M., Leiba, B., and T. Narten, "Guidelines for Writing an IANA Considerations Section in RFCs", BCP 26, RFC 8126, DOI 10.17487/RFC8126, June 2017, <<https://www.rfc-editor.org/info/rfc8126>>.
- [RFC8174] Leiba, B., "Ambiguity of Uppercase vs Lowercase in RFC 2119 Key Words", BCP 14, RFC 8174, DOI 10.17487/RFC8174, May 2017, <<https://www.rfc-editor.org/info/rfc8174>>.
- [RFC8200] Deering, S. and R. Hinden, "Internet Protocol, Version 6 (IPv6) Specification", STD 86, RFC 8200, DOI 10.17487/RFC8200, July 2017, <<https://www.rfc-editor.org/info/rfc8200>>.
- [RFC8201] McCann, J., Deering, S., Mogul, J., and R. Hinden, Ed., "Path MTU Discovery for IP version 6", STD 87, RFC 8201, DOI 10.17487/RFC8201, July 2017, <<https://www.rfc-editor.org/info/rfc8201>>.

8.2. Informative References

- [ETYPES] IANA, "IEEE 802 Numbers", <<https://www.iana.org/assignments/ieee-802-numbers>>.
- [IANA-PR] IANA, "Protocol Registries", <<https://www.iana.org/protocols>>.
- [IANA-SN] IANA, "Service Name and Transport Protocol Port Number Registry", <<https://www.iana.org/assignments/service-names-port-numbers>>.

[IEEE.802.1Q_2018]

IEEE, "IEEE Standard for Local and Metropolitan Area Networks--Bridges and Bridged Networks", DOI 10.1109/IEEESTD.2018.8403927, IEEE 802.1Q-2018, July 2018, <<http://ieeexplore.ieee.org/servlet/opac?punumber=8403925>>.

[INTAREA-TUNNELS]

Touch, J. and M. Townsley, "IP Tunnels in the Internet Architecture", Work in Progress, Internet-Draft, draft-ietf-intarea-tunnels-10, 12 September 2019, <<https://tools.ietf.org/html/draft-ietf-intarea-tunnels-10>>.

[NVO3-DATAPLANE]

Bitar, N., Lasserre, M., Balus, F., Morin, T., Jin, L., and B. Khasnabish, "NVO3 Data Plane Requirements", Work in Progress, Internet-Draft, draft-ietf-nvo3-dataplane-requirements-03, 15 April 2014, <<https://tools.ietf.org/html/draft-ietf-nvo3-dataplane-requirements-03>>.

[NVO3-ENCAP]

Boutros, S., "NVO3 Encapsulation Considerations", Work in Progress, Internet-Draft, draft-ietf-nvo3-encap-05, 17 February 2020, <<https://tools.ietf.org/html/draft-ietf-nvo3-encap-05>>.

[RFC2983]

Black, D., "Differentiated Services and Tunnels", RFC 2983, DOI 10.17487/RFC2983, October 2000, <<https://www.rfc-editor.org/info/rfc2983>>.

[RFC3031]

Rosen, E., Viswanathan, A., and R. Callon, "Multiprotocol Label Switching Architecture", RFC 3031, DOI 10.17487/RFC3031, January 2001, <<https://www.rfc-editor.org/info/rfc3031>>.

[RFC3552]

Rescorla, E. and B. Korver, "Guidelines for Writing RFC Text on Security Considerations", BCP 72, RFC 3552, DOI 10.17487/RFC3552, July 2003, <<https://www.rfc-editor.org/info/rfc3552>>.

[RFC3985]

Bryant, S., Ed. and P. Pate, Ed., "Pseudo Wire Emulation Edge-to-Edge (PWE3) Architecture", RFC 3985, DOI 10.17487/RFC3985, March 2005, <<https://www.rfc-editor.org/info/rfc3985>>.

[RFC4301]

Kent, S. and K. Seo, "Security Architecture for the Internet Protocol", RFC 4301, DOI 10.17487/RFC4301, December 2005, <<https://www.rfc-editor.org/info/rfc4301>>.

[RFC5374]

Weis, B., Gross, G., and D. Ignjatic, "Multicast Extensions to the Security Architecture for the Internet Protocol", RFC 5374, DOI 10.17487/RFC5374, November 2008, <<https://www.rfc-editor.org/info/rfc5374>>.

[RFC6438]

Carpenter, B. and S. Amante, "Using the IPv6 Flow Label for Equal Cost Multipath Routing and Link Aggregation in Tunnels", RFC 6438, DOI 10.17487/RFC6438, November 2011, <<https://www.rfc-editor.org/info/rfc6438>>.

[RFC7348]

Mahalingam, M., Dutt, D., Duda, K., Agarwal, P., Kreeger, L., Sridhar, T., Bursell, M., and C. Wright, "Virtual eXtensible Local Area Network (VXLAN): A Framework for Overlaying Virtualized Layer 2 Networks over Layer 3 Networks", RFC 7348, DOI 10.17487/RFC7348, August 2014, <<https://www.rfc-editor.org/info/rfc7348>>.

[RFC7637]

Garg, P., Ed. and Y. Wang, Ed., "NVGRE: Network Virtualization Using Generic Routing Encapsulation", RFC 7637, DOI 10.17487/RFC7637, September 2015,

<<https://www.rfc-editor.org/info/rfc7637>>.

- [RFC8014] Black, D., Hudson, J., Kreeger, L., Lasserre, M., and T. Narten, "An Architecture for Data-Center Network Virtualization over Layer 3 (NVO3)", RFC 8014, DOI 10.17487/RFC8014, December 2016, <<https://www.rfc-editor.org/info/rfc8014>>.
- [RFC8086] Yong, L., Ed., Crabbe, E., Xu, X., and T. Herbert, "GRE-in-UDP Encapsulation", RFC 8086, DOI 10.17487/RFC8086, March 2017, <<https://www.rfc-editor.org/info/rfc8086>>.
- [RFC8293] Ghanwani, A., Dunbar, L., McBride, M., Bannai, V., and R. Krishnan, "A Framework for Multicast in Network Virtualization over Layer 3", RFC 8293, DOI 10.17487/RFC8293, January 2018, <<https://www.rfc-editor.org/info/rfc8293>>.
- [VL2] "VL2: A Scalable and Flexible Data Center Network", ACM SIGCOMM Computer Communication Review, DOI 10.1145/1594977.1592576, August 2009, <<https://dl.acm.org/doi/10.1145/1594977.1592576>>.

Acknowledgements

The authors wish to acknowledge Puneet Agarwal, David Black, Sami Boutros, Scott Bradner, Martı́n Casado, Alissa Cooper, Roman Danyliw, Bruce Davie, Anoop Ghanwani, Benjamin Kaduk, Suresh Krishnan, Mirja KÄ¼hlewind, Barry Leiba, Daniel Migault, Greg Mirksy, Tal Mizrahi, Kathleen Moriarty, Magnus NystrÄ¼m, Adam Roach, Sabrina Tanamal, Dave Thaler, Ä¼llric Vyncke, Magnus Westerlund, and many other members of the NVO3 Working Group for their reviews, comments, and suggestions.

The authors would like to thank Sam Aldrin, Alia Atlas, Matthew Bocci, Benson Schliesser, and Martin Vigoureux for their guidance throughout the process.

Contributors

The following individuals were authors of an earlier version of this document and made significant contributions:

Pankaj Garg
Microsoft Corporation
1 Microsoft Way
Redmond, WA 98052
United States of America

Email: pankajg@microsoft.com

Chris Wright
Red Hat Inc.
1801 Varsity Drive
Raleigh, NC 27606
United States of America

Email: chrisw@redhat.com

Kenneth Duda
Arista Networks
5453 Great America Parkway
Santa Clara, CA 95054
United States of America

Email: kduda@arista.com

Dinesh G. Dutt
Independent

Email: didutt@gmail.com

Jon Hudson
Independent

Email: jon.hudson@gmail.com

Ariel Hendel
Facebook, Inc.
1 Hacker Way
Menlo Park, CA 94025
United States of America

Email: ahendel@fb.com

Authors' Addresses

Jesse Gross (editor)

Email: jesse@kernel.org

Ilango Ganga (editor)
Intel Corporation
2200 Mission College Blvd.
Santa Clara, CA 95054
United States of America

Email: ilango.s.ganga@intel.com

T. Sridhar (editor)
VMware, Inc.
3401 Hillview Ave.
Palo Alto, CA 94304
United States of America

Email: tsridhar@utexas.edu